

Te whenua | The land

Māori place names tell us about what Māori people in the past found to be significant in the environment. For example, the land provided food, building materials and flax for weaving. All of these resources are taonga | treasures, or ngā taonga whenua | treasures of the land.


Activity 1: Our district

1. Photocopy and paste the following pictures on to light cardboard and cut them out. Use the cards to help students to learn the Māori words for the features of the land that they will come across in this section.
2. Discuss the district that the students live in. Ask:
 - What Māori place names are in your neighbourhood? What do they mean? (You can find out many meanings on the internet or from a book of Māori place names.)
 - What hills, rivers or lakes are in or nearest to your neighbourhood? For any place that is generally known by its English name, try to find out its name in te reo Māori.
 - Does your neighbourhood have any very old trees? Does it have places where special events have occurred?


He rārangi kupu | Vocabulary



maunga
mountain




awa
river




roto

lake




moana

sea




one

beach




puke

hill




motu

island




rākau

tree



ika

fish




toka

rock




harakeke

flax




ngahere

bush



pāpaka

crab



tuna

eel