




Warm up with nouns

We're going on a noun hunt – teacher notes

1. Give each student some small pieces of paper and a pencil.
2. Each student walks around a given area – such as the classroom or playground – for five minutes. Every time they spot a noun they write the noun on one of their pieces of paper.
3. Each student writes or glues the words they have found on a copy of the basket template below.

Fill up my noun basket





Draw a noun picture

What nouns can you find on a beach? Draw them on the picture below.

These are some examples of nouns you could draw:

crab	bucket	sandcastle	children
boat	Mum	seagull	ball

Add your own ideas too and label each noun you draw.

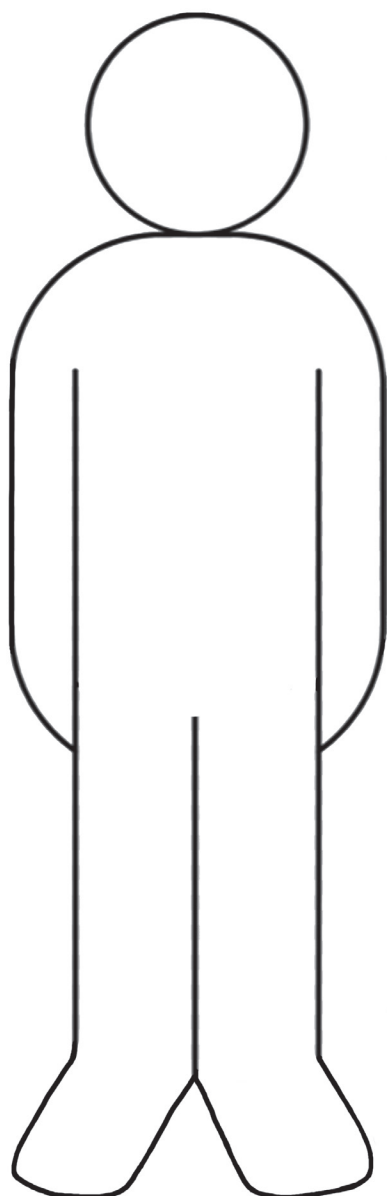


Shape your nouns

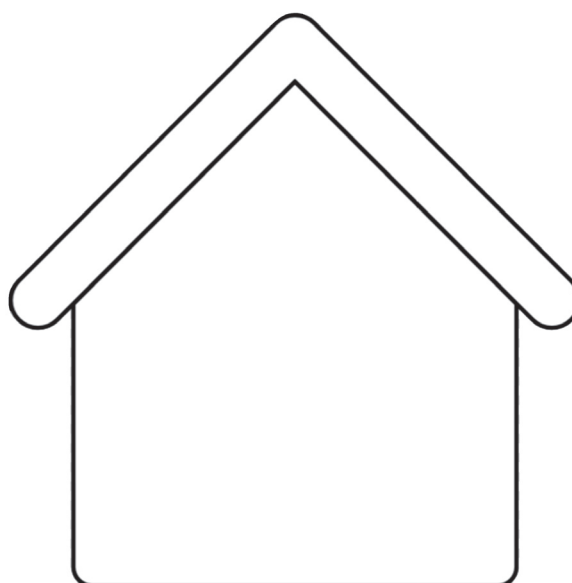
Write each noun from the box in the correct shape at the bottom of the page to show whether the noun is naming a **person**, a **place** or a **thing**.

farm	Clara	boy	carrot
desk	firefighter	soap	Sydney
aunt	shoe	Mr Smith	desert
Disneyland	backpack	city	princess

Person



Place



Thing

