

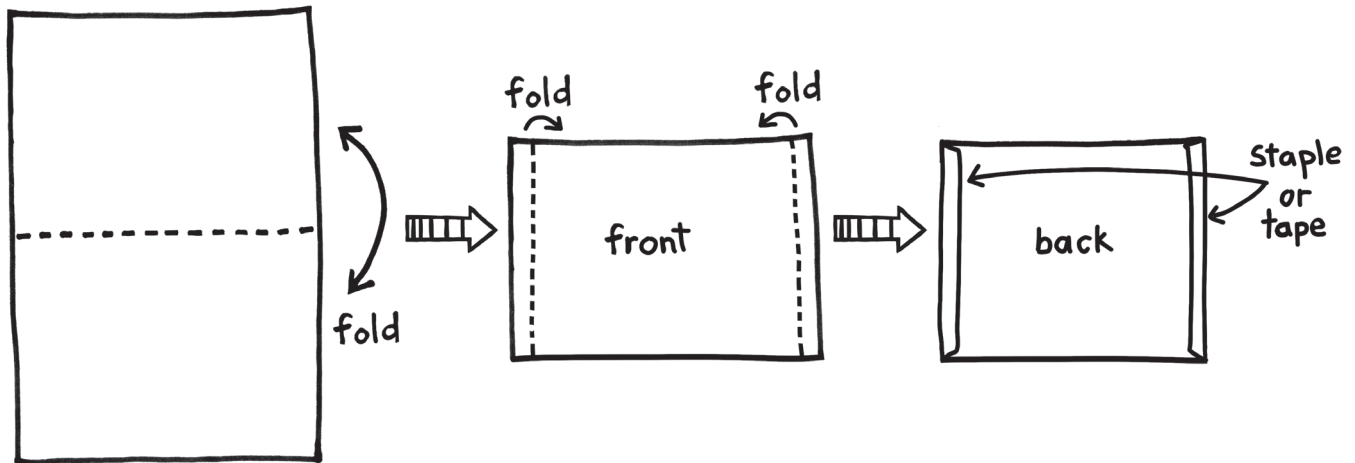
Autumn experience



Leaf hunt

The autumn season is here. Let's go on a leaf hunt!

Use paper to make a pocket like this:



Decorate the front of the pocket and write **My Autumn Pocket**

Head outside and look for some leaves to put in your pocket.

Can you find:

☐ a red leaf

☐ a brown leaf

☐ a small leaf

☐ a yellow leaf

☐ a big leaf


☐ some seeds

Bring your pocket inside and look at all the leaves you have collected. Do you know the names of the trees or bushes the leaves came from? Ask someone if you need help.

On a large piece of paper, draw a simple tree like this →


Attach your pocket to the bottom of the paper.

Every day take out a leaf from the pocket and stick it on the tree or the ground or show it falling from the tree. Fill your pocket with more leaves if you want to.





Students will be able to describe their autumn experience using a variety of topic-specific vocabulary.







Talk about it

Tell a someone about your autumn experience. Use nouns, adjectives and verbs to describe:

- What were the things you saw (nouns)?
- What did the things look like (adjectives)?
- What did the things do (verbs)?

Here are some that may help:

Nouns (Things)	Adjectives (What the things look like)	Verbs (What the things do/did)
branches	red 	dropping
mud	brown	falling
bark	rough	rotting 
leaves	orange	fluttering
berries	dry	flying
seeds	crunchy	lying
twigs 	bare	breaking
puddles	round	blowing 



Students will be able to write a descriptive poem using topic-specific vocabulary.



Write about it

Write an autumn poem with three lines.

Choose a word (a noun, adjective and verb) from each column on page 2 or use your own words. For example:

